

# Compact Fluorescent Luminaire



## LH-CFL1



### Luminaire Design Features




- For use in attics, basements, closets and garages
- Energy savings of up to 75% compared to incandescent bulbs
- 10,000 hour lamp life
- Fully assembled with GU24 - 13W lamp and polycarbonate lens
- 13W CFL lamp produces same light as 60W standard incandescent light bulb
- Lens securely locks to base with spring-loaded tabs
- Lamp Base mounts to most 3 1/2" and 4" ceiling boxes
- Replacement squat or low-profile compact fluorescent lamp also available



Supplied with compact fluorescent lamp, mounting screws, and wire nuts



Prepackaged in a blister pack with bi-lingual installation instructions

CF Luminaire	Lamp Wattage	Catalog Number	Component Description	Base Dia.	Asm. Height	UPC# 85339	Pkg. Qty.	Pkg. Wt. (lbs.)
	13 W	LH-CFL1	Compact fluorescent luminaire with wire leads (mounting screws included)	5.06"	3.04"	87005	12	9
	13 W	LH-CFL2	Compact fluorescent luminaire with wire leads and pull chain (mounting screws included)	5.06"	3.82"	87006	12	11
	13 W	33213SSP	Squat or low-profile compact fluorescent lamp, GU24 base	-----	2.3" (M.O.L)	see note	6	2

Note: UPC# 762148091735

#### Replacement Lamp Part Numbers:

MaxLite: MLS13FUSWW, 13 Watt, GU24 fixture base, M.O.L. = 2.52"  
 TCP: 33213SSP, 13 Watt, GU24 fixture base, M.O.L. = 2.3"  
 Golo: GU241327, 13 Watt, GU24 fixture base, M.O.L. = 2.36"

**PATENT PENDING**  
 Designed in the USA  
 Made in China



**ALLIED MOULDED PRODUCTS, Inc.**

